

Generatore a Magneti Permanenti per Applicazioni Eoliche

Permanent Magnet Generator for Wind Applications
 Generador de Imanes Permanentes para Aplicaciones Eólicas



PMG-WG

B5 - T - TAC

PMG-WG

Caratteristiche tecniche 

PMG-WG è un generatore per turbine eoliche ad alta efficienza, realizzato con magneti permanenti (Nd-Fe-B) al fine di ottenere un'elevata densità di potenza con ingombri molto limitati.

L'esperienza NSM ed accurati test hanno permesso di realizzare un prodotto con bassissimo cogging, tale da permettere l'avviamento della turbina anche con velocità del vento minime.

Il PMG-WG è composto da un avvolgimento trifase di statore situato nella parte interna della macchina, mentre i magneti permanenti sono posizionati sulla carcassa rotante.

La gamma attuale comprende generatori microeolici in grado di sviluppare potenze da 1 a 6kW continui, con un'elevata capacità di sovraccarico (Potenza Max) per periodi limitati.

Su richiesta, NSM è in grado di sviluppare progetti con specifiche personalizzate.

DATI TECNICI:

| | |
|----------------------|--------------------------------------|
| Tensione Standard: | 380V |
| Velocità Nominale: | 415rpm (altri valori a richiesta) |
| Classe d'isolamento: | H |
| Grado Protezione: | IP 55 |

Technical characteristics 

PMG-WG is a high efficiency generator for wind turbines, manufactured with permanent magnets (Nd-Fe-B), in order to obtain high power density and very reduced volumes.

NSM experience and careful tests allowed to realize a product with very low cogging, so that the wind turbine turns even with minimum wind speed.

PMG-WG is composed of a 3-phase stator winding placed in the internal part of the machine, while permanent magnets are placed onto the rotating external frame.

Current range includes micro wind generators able to supply continuous output power from 1 to 6kW, with a high overload capacity (Max Power) limited in time.

On request, NSM is able to develop projects based on customized specifications.

TECHNICAL DATA:

| | |
|--------------------|-------------------------------------|
| Standard Voltage: | 380V |
| Nominal Speed: | 415rpm (other values on request) |
| Insulation Class: | H |
| Protection Degree: | IP 55 |

Características técnicas 

El PMG-WG es un generador para turbinas eólicas de alto rendimiento, realizado con imanes permanentes (Nd-Fe-B), para obtener una elevada densidad de potencia y dimensiones muy reducidas.

La experiencia de NSM y los test meticulosos permitieron la realización de un producto con cogging muy bajo, a fin de permitir la rotación de la turbina aun con velocidad del viento mínima.

El PMG-WG está compuesto por uno bobinado trifásico de estator, puesto en la parte interior de la máquina, mientras los imanes permanentes están colocados sul bastidor rotativo exterior.

La gama actual incluye generadores micro-eólicos que pueden suministrar una potencia continua de 1 a 6kW, con alta capacidad de sobrecarga (Potencia Max) por un tiempo limitado.

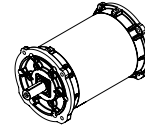
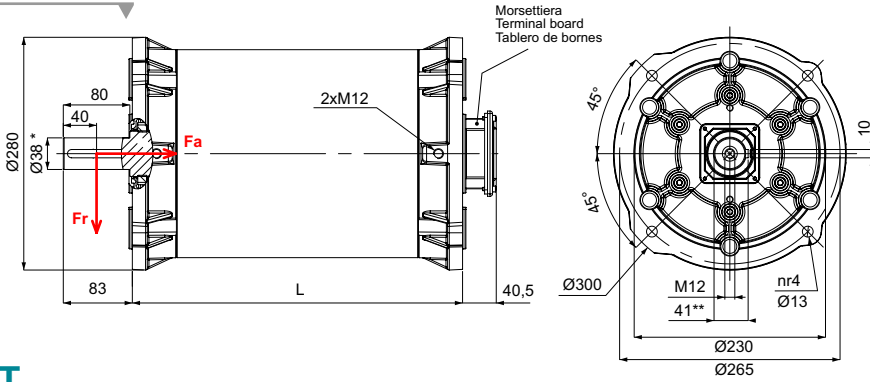
A pedido, NSM puede desarrollar proyectos según especificaciones.

DATOS TECNICOS:

| | |
|-----------------------|------------------------------------|
| Tensión estandar: | 380V |
| Velocidad nominal: | 415rpm (otros valores a pedido) |
| Clase de Aislamiento: | H |
| Grado de Protección: | IP 55 |

| Modello Type Modelo | Potenza nominale Nominal power Potencia nominal | Potenza max Max power Potencia max | Cogging | Peso Weight Peso | | |
|---------------------------|---|--|---------|------------------------|------|-----|
| | | | | T | TAC | B5 |
| | [kVA] 415rpm - cosφ 1 | [kVA] 415rpm - cosφ 1 | [Nm] | | | |
| PMG-WG 185 SC | 1,2 | 1,8 | < 0,60 | 21 | 24,5 | 41 |
| PMG-WG 185 MA | 2,0 | 3,6 | < 1,20 | 29 | 32,5 | 49 |
| PMG-WG 185 LA | 3,0 | 4,9 | < 1,60 | 40 | 43,5 | 60 |
| PMG-WG 185 XLB | 6,0 | 9,5 | < 3,20 | --- | 83,5 | 100 |

B5

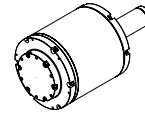
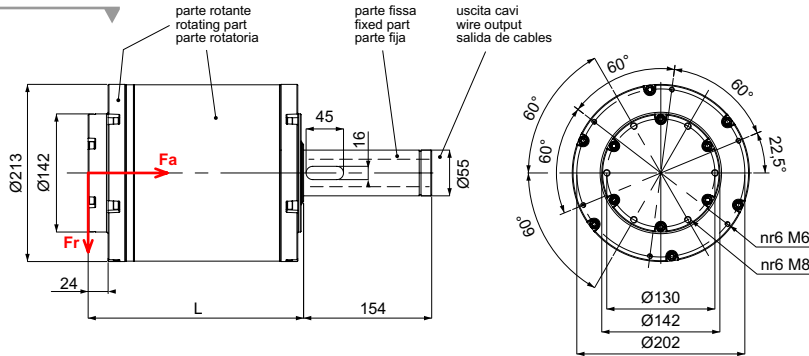


| | L [mm] | Fa max [N] | Fr max [N] |
|---------|-----------|---------------|---------------|
| 185 SC | 310 | 1500 | 5700 |
| 185 MA | 353 | 1500 | 5700 |
| 185 LA | 397 | 1500 | 5700 |
| 185 XLB | 540 | 1500 | 5700 |

Fa carico assiale / axial load / carga axial
Fr carico radiale / radial load / carga radial

* Ø32 a richiesta on request a pedido ** 35 (albero Ø32) (shaft Ø32) (arbre Ø32)

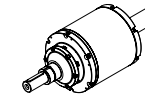
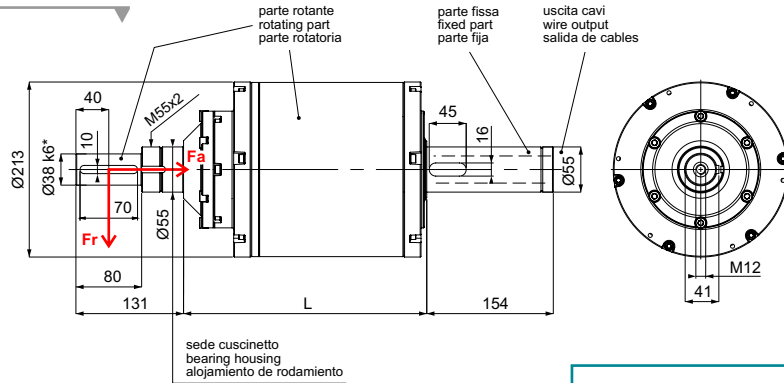
T



| | L [mm] | Fa max [N] | Fr max [N] |
|---------|-----------|---------------|---------------|
| 185 SC | 172 | 1500 | 4150 |
| 185 MA | 215 | 1500 | 4500 |
| 185 LA | 259 | 1500 | 4400 |
| 185 XLB | 402 | 1500 | 2850 |

Fa carico assiale / axial load / carga axial
Fr carico radiale / radial load / carga radial

TAC

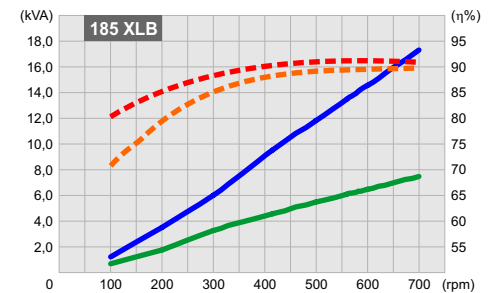
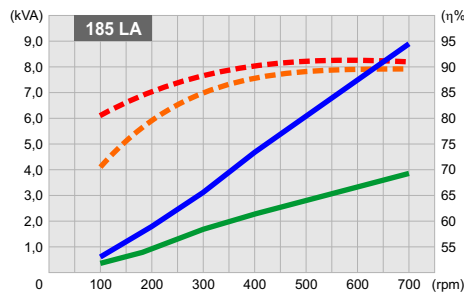
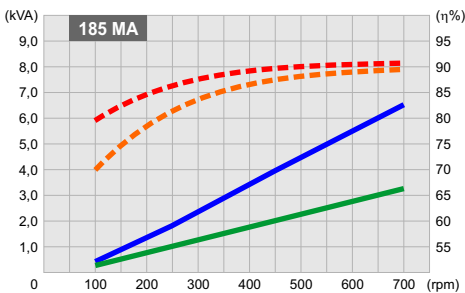
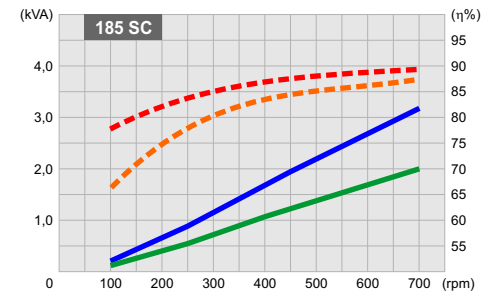



| | L [mm] | Fa max [N] | Fr max [N] |
|---------|-----------|---------------|---------------|
| 185 SC | 209 | 1500 | 5700 |
| 185 MA | 252 | 1500 | 5700 |
| 185 LA | 296 | 1500 | 5700 |
| 185 XLB | 439 | 1500 | 5700 |

Fa carico assiale / axial load / carga axial
Fr carico radiale / radial load / carga radial

CURVE CARATTERISTICHE

Technical Charts
Graficos Tecnicos



Dati tecnici non impegnativi: NSM si riserva il diritto di apportare modifiche senza l'obbligo di darne preventiva comunicazione. Technical data not binding: NSM reserves the right to modify the contents without prior notice. Datos tecnicos sin compromiso: NSM se reserva el derecho de aportar modificaciones sin la obligacion de previo aviso.